



GOLDEN CREST
Education & Services Ltd.

CIN: L51109WB1982PLC035565

Regd. Office: 62A, Dr. Meghnad Shah Sarani, Room No. 2,
2nd Floor, Southern Avenue, Kolkata – 700 029
Tel: +91-82320 09012, Email: info@goldencrest.in,
Website : www.goldencrest.in

Date: - 19th July, 2021

To,
The Secretary,
The Calcutta Stock Exchange Limited
7, Lyons Range,
Kolkata – 700 001

To,
Dy. General Manager,
Corporate Relationship Department,
BSE Limited,
P. J. Tower,
Mumbai – 400 001

Sub: Share Holding Pattern for the 01st quarter ended 30/06/2021


Dear Sir/ Madam,


We attach herewith the Distribution of Shareholding Pattern for the 01st quarter ended 30th June, 2021 as per Regulation 31 of SEBI (Listing Obligations and Disclosure Requirements) Regulations, 2015.

Kindly take the same on record & oblige.

Yours faithfully,

For Golden Crest Education & Services Limited


Yogesh Lama
Whole Time Director
DIN: 07799934



Encl.: As above

Holding of Specified Securities

Annexure - I

1. Name of Listed Entity:	GOLDEN CREST EDUCATION & SERVICES LTD
2. Scrip Code/Name of Scrip/Class of Security	29324 (CSE) & 540062 (BSE)
3. Share Holding Pattern Filed under: Reg. 31(1)(a)/Reg. 31(1)(b)/Reg.31(1)(c)	
a. If under 31(1)(b) then indicate the report for Quarter ending	30-06-2021
b. If under 31(1)(c) then indicate date of allotment/extinguishment	
4. Declaration: The Listed entity is required to submit the following declaration to the extent of submission of information:-	

	Particulars	Yes*	No*
1	Whether the Listed Entity has issued any partly paid up shares?		No
2	Whether the Listed Entity has issued any Convertible Securities or Warrants?		No
3	Whether the Listed Entity has any shares against which depository receipts are issued?		No
4	Whether the Listed Entity has any shares in locked-in?		No
5	Whether any shares held by promoters are pledge or otherwise encumbered?		No
6	Whether company has equity shares with differential voting rights?		No
7	Whether the listed entity has any significant beneficial owner?	Yes	

* If the Listed Entity selects the option 'No' for the questions above, the columns for the partly paid up shares, Outstanding Convertible Securities/Warrants, depository receipts, locked-in shares, No of shares pledged or otherwise encumbered by promoters, as applicable, shall not be displayed at the time of dissemination on the Stock Exchange website. Also wherever there is 'No' declared by Listed Entity in above table the values will be considered as 'Zero' by default on submission of the format of holding of specified securities.

For Golden Crest Education & Services Ltd


Yogesh Lama
 Whole Time Director
 Din: 07799934



Table I - SUMMARY STATEMENT HOLDING OF SPECIFIED SECURITIES

Category (I)	Category of shareholder (II)	No.s of Share holders (III)	No. of fully paid up equity Share held (IV)	No.s of Partly paid-up equity Share held (V)	No. of shares underlying Depository Receipts (VI)	Total nos. shares held (VII)= (IV)+(V)+(VI)	Shareholding as a % of total no. of shares (calculated as per SCRR, 1957) (VIII) As a % of (A+B+C2)	Number of Voting Rights held in each class of securities (IX)			No. of Shares Underlying Outstanding convertible securities (including Warrants) (X)	Shareholding, as a % assuming full conversion of convertible securities (as a % of diluted share capital) (XI)=(VII)+(X) As a % of (A+B+C2)	Number of Locked in shares (XII)		Number of Shares pledged or otherwise encumbered (XIII)		Number of equity shares held in dematerialized form (XIV)	
								No of Voting Rights					Total as a % of (A+B+C)	No. (a)	As a % of total shares held (b)	No. (a)		As a % of total shares held (b)
								Class Equity x	Class Others y	Total								
(A)	Promoter & Promoter Group	7	3051145	0	0	3051145	58.1724	3051145	0	3051145	58.1724	0	58.1724	0	0.0000	0	0.0000	3051145
(B)	Public	902	2193855	0	0	2193855	41.8276	2193855	0	2193855	41.8276	0	41.8276	0	0.0000	0	0	1839205
(C)	Non Promoter-Non Public	0	0	0	0	0	0	0	0	0	0.0000	0	0.0000	0	0.0000	NA	NA	0
(C1)	Shares underlying DRs	0	0	0	0	0	NA	0	0	0	0.0000	0	0.0000	0	0.0000	NA	NA	0
(C2)	Shares held by Employee Trusts	0	0	0	0	0	0	0	0	0	0.0000	0	0.0000	0	0.0000	NA	NA	0
	Total	909	5245000	0	0	5245000		5245000	0	5245000	100.0000	0	100.0000	0	0.0000			4890350

Yusuf



Table II - STATEMENT SHOWING SHAREHOLDING PATTERN OF THE PROMOTER AND PROMOTER GROUP

Category & Name of the shareholders (I)	PAN (II)	No of Share holders (III)	No of fully paid up equity Shares held (IV)	Partly paid-up equity Share held (V)	No. of shares underlying Depository Receipts (VI)	Total nos. shares held (VII)= (IV)+(V)+(VI)	Shareholding % calculated as per SCRR,1957 As a % of (A+B+C2) (VIII)	Number of Voting Rights held in each class of securities (IX)			No. of Shares Underlying Outstanding convertible securities (including Warrants) (X)	Shareholding, as a % assuming full conversion of convertible securities (as a % of diluted share capital) (XI)=(VII)+(X) As a % of (A+B+C2)	Number of Locked in shares (XII)		Number of Shares pledged or otherwise encumbered (XIII)		Number of equity shares held in dematerialized form (XIV)		
								No of Voting Rights		Total as a % of (A+B+C)			No. (a)	As a % of total shares held (b)	No. (a)	As a % of total shares held (b)			
								Class Equity x	Class Others y									Total	
1 Indian																			
(a) Individuals/Hindu undivided Family																			
CHANDER MOLESHWAR SINGH	AVMPS7289J		1	31175	0	0	31175	0.5944	31175	0	31175	0.5944	0	0.5944	0	0.0000	0	0.0000	31175
Total			1	31175	0	0	31175	0.5944	31175	0	31175	0.5944	0	0.5944	0	0.0000	0	0.0000	31175
(b) Central Government/State Government(s)																			
Total			0	0	0	0	0	0.0000	0	0	0	0.0000	0	0.0000	0	0.0000	0	0.0000	0
(c) Financial Institutions/Banks																			
Total			0	0	0	0	0	0.0000	0	0	0	0.0000	0	0.0000	0	0.0000	0	0.0000	0
(d) Any Other(BODIES CORPORATE)																			
BHARAT SURVEYORS	AACCB5230A		1	699970	0	0	699970	13.3455	699970	0	699970	13.3455	0	13.3455	0	0.0000	0	0.0000	699970
SPARTAN GLOBAL	AADCG0893K		1	550000	0	0	550000	10.4862	550000	0	550000	10.4862	0	10.4862	0	0.0000	0	0.0000	550000
Total			2	1249970	0	0	1249970	23.8316	1249970	0	1249970	23.8316	0	23.8316	0	0.0000	0	0.0000	1249970
(d) Any Other(GROUP COMPANIES)																			
UNIROYAL TRADE & CONSULTANCY PRIVATE LIMITED	AAACU7283Q		1	600000	0	0	600000	11.4395	600000	0	600000	11.4395	0	11.4395	0	0.0000	0	0.0000	600000
MAHAPRAGYA DEVELOPERS PRIVATE LIMITED	AACCM8076B		1	550000	0	0	550000	10.4862	550000	0	550000	10.4862	0	10.4862	0	0.0000	0	0.0000	550000
PRAGYA BUILDERS PRIVATE LIMITED	AACCP4274E		1	70000	0	0	70000	1.3346	70000	0	70000	1.3346	0	1.3346	0	0.0000	0	0.0000	70000
PREKSHA BUILDERS PRIVATE LIMITED	AACCP4275F		1	550000	0	0	550000	10.4862	550000	0	550000	10.4862	0	10.4862	0	0.0000	0	0.0000	550000
Total			4	1770000	0	0	1770000	33.7464	1770000	0	1770000	33.7464	0	33.7464	0	0.0000	0	0.0000	1770000
Sub-Total (A)(1)			7	3051145	0	0	3051145	58.1724	3051145	0	3051145	58.1724	0	58.1724	0	0.0000	0	0.0000	3051145
2 Foreign																			
(a) Individuals(Non-Resident Individuals/Foreign Individuals)																			
Total			0	0	0	0	0	0.0000	0	0	0	0.0000	0	0.0000	0	0.0000	0	0.0000	0
(b) Government																			
Total			0	0	0	0	0	0.0000	0	0	0	0.0000	0	0.0000	0	0.0000	0	0.0000	0
(c) Institutions																			
Total			0	0	0	0	0	0.0000	0	0	0	0.0000	0	0.0000	0	0.0000	0	0.0000	0
(d) Foreign Portfolio Investor																			
Total			0	0	0	0	0	0.0000	0	0	0	0.0000	0	0.0000	0	0.0000	0	0.0000	0
Sub-Total (A)(2)			0	0	0	0	0	0.0000	0	0	0	0.0000	0	0.0000	0	0.0000	0	0.0000	0
Total Shareholding of Promoter and Promoter Group (A) = (A)(1)+(A)(2)			7	3051145	0	0	3051145	58.1724	3051145	0	3051145	58.1724	0	58.1724	0	0.0000	0	0.0000	3051145

Details of Shares which remain unclaimed may be given hear along with details such as number of shareholders, outstanding shares held in demat/unclaimed suspense account, voting rights which are frozen etc

Note:

(1) PAN would not be displayed on website of Stock Exchange(s).

(2) The term "Encumbrance" has the same meaning as assigned under regulation 28(3) of SEBI (Substantial Acquisition of Shares and Takeovers) Regulations, 2011.




Table III - STATEMENT SHOWING SHAREHOLDING PATTERN OF THE PUBLIC SHAREHOLDER

Category & Name of the shareholders (I)	PAN (II)	No.s of Share holders (III)	No. of fully paid up equity Share held (IV)	Partly paid-up equity Share held (V)	No.s of shares underlying Depository Receipts (VI)	Total nos. shares held (VII)= (IV)+(V)+(VI)	Shareholding % calculated as per SCRR,1957 As a % of (A+B+C2) (VIII)	Number of Voting Rights held in each class of securities (IX)			No. of Shares Underlying Outstanding convertible securities (including Warrants) (X)	Total Shareholding, as a % assuming full conversion of convertible securities (as a percentage of diluted share capital) (XI)=(VII)+(X) As a % of (A+B+C2)	Number of Locked In shares (XII)		Number of Shares pledged or otherwise encumbered (XIII)		Number of equity shares held in dematerialized form (XIV)	
								No of Voting Rights		Total as a % of Total Voting Rights			No. (a)	As a % of total shares held (b)	No. (Not applicable) (a)	As a % of total shares held (b)		
								Class Equity x	Class Others y									Total
1 Institutions																		
(a) Mutual Funds		0	0	0	0	0	0.0000	0	0	0	0.0000	0	0.0000	0	0.0000	NA	NA	0
(b) Venture Capital Funds		0	0	0	0	0	0.0000	0	0	0	0.0000	0	0.0000	0	0.0000	NA	NA	0
(c) Alternate Investment Funds		0	0	0	0	0	0.0000	0	0	0	0.0000	0	0.0000	0	0.0000	NA	NA	0
(d) Foreign Venture Capital Investors		0	0	0	0	0	0.0000	0	0	0	0.0000	0	0.0000	0	0.0000	NA	NA	0
(e) Foreign Portfolio Investors		0	0	0	0	0	0.0000	0	0	0	0.0000	0	0.0000	0	0.0000	NA	NA	0
(f) Financial Institution/Banks		0	0	0	0	0	0.0000	0	0	0	0.0000	0	0.0000	0	0.0000	NA	NA	0
(g) Insurance Companies		0	0	0	0	0	0.0000	0	0	0	0.0000	0	0.0000	0	0.0000	NA	NA	0
(h) Provident Funds/ Pension Funds		0	0	0	0	0	0.0000	0	0	0	0.0000	0	0.0000	0	0.0000	NA	NA	0
SUB TOTAL (B)(1)		0	0	0	0	0	0.0000	0	0	0	0.0000	0	0.0000	0	0.0000	NA	NA	0
2 Central / State government(s)																		
(a) Central Government/ State Government(s)/President of India		0	0	0	0	0	0.0000	0	0	0	0.0000	0	0.0000	0	0.0000	NA	NA	0
SUB TOTAL (B)(2)		0	0	0	0	0	0.0000	0	0	0	0.0000	0	0.0000	0	0.0000	NA	NA	0
3 Non-institutions																		
(a. 1) Individuals - i. Individual shareholders holding nominal share capital up to Rs. 2 lakhs.		894	234339	0	0	234339	4.4679	234339	0	234339	4.4679	0	4.4679	0	0.0000	NA	NA	29689
(a. 2) INDIVIDUAL - ii. Individual shareholders holding nominal share capital in excess of Rs. 2 lakhs.		2	628706	0	0	628706	11.9868	628706	0	628706	11.9868	0	11.9868	0	0.0000	NA	NA	628706
SUSHILA ANAND FULFAGAR	AACP2220P	1	600000	0	0	600000	11.4395	600000	0	600000	11.4395	0	11.4395	0	0.0000	0	0	600000
(b) NBFCs registered with RBI		0	0	0	0	0	0.0000	0	0	0	0.0000	0	0.0000	0	0.0000	NA	NA	0
(c) Employee Trusts		0	0	0	0	0	0.0000	0	0	0	0.0000	0	0.0000	0	0.0000	NA	NA	0
(d) Overseas Depositories (holding DRs) (balancing figure)		0	0	0	0	0	0.0000	0	0	0	0.0000	0	0.0000	0	0.0000	NA	NA	0
(e) Any Other(BODIES CORPORATE)		1	400000	0	0	400000	7.6263	400000	0	400000	7.6263	0	7.6263	0	0.0000	NA	NA	400000
PRAGYA HOLDING PRIVATE LIMITED	AADCP8792Q	1	400000	0	0	400000	7.6263	400000	0	400000	7.6263	0	7.6263	0	0.0000	0	0	400000
(e) Any Other(HINDU UNDIVIDED FAMILY)		1	10	0	0	10	0.0002	10	0	10	0.0002	0	0.0002	0	0.0000	NA	NA	10
(e) Any Other(OVERSEAS BODIES CORPORATES)		4	930800	0	0	930800	17.7464	930800	0	930800	17.7464	0	17.7464	0	0.0000	NA	NA	780800
ANANT PRODUCTS (P) LTD.	AAFCA0068E	1	80000	0	0	80000	1.5253	80000	0	80000	1.5253	0	1.5253	0	0.0000	0	0	0
KIEV SHARE & STOCK LTD	AAFCK9917L	1	70000	0	0	70000	1.3346	70000	0	70000	1.3346	0	1.3346	0	0.0000	0	0	0
SARVADA ENTERPRISES LIMITED	AAJCS8794D	1	660000	0	0	660000	12.5834	660000	0	660000	12.5834	0	12.5834	0	0.0000	0	0	660000
SIDH MANAGEMENT CORPORATE SERVICES LIMITED	AABCE5943L	1	120800	0	0	120800	2.3031	120800	0	120800	2.3031	0	2.3031	0	0.0000	0	0	120800
SUB TOTAL (B)(3)		902	2193855	0	0	2193855	41.8276	2193855	0	2193855	41.8276	0	41.8276	0	0.0000	NA	NA	1839205
Total Public Shareholding (B) = (B)(1)+(B)(2)+(B)(3)		902	2193855	0	0	2193855	41.8276	2193855	0	2193855	41.8276	0	41.8276	0	0.0000	0	NA	1839205

Details of the shareholders acting as persons in Concert including their Shareholding (No. and %): 0

Details of Shares which remain unclaimed may be given hear along with details such as number of shareholders, outstanding shares held in demat/unclaimed suspense account, voting rights which are frozen etc.

Note:

(1) PAN would not be displayed on website of Stock Exchange(s).

(2) The above format needs to be disclosed along with the name of following persons:

Institutions/Non Institutions holding more than 1% of total number of shares.



Table IV - STATEMENT SHOWING SHAREHOLDING PATTERN OF THE NON PROMOTER - NON PUBLIC SHAREHOLDER


Category & Name of the shareholders (I)	PAN (II)	No. of Share holders (III)	No. of fully paid up equity Share held (IV)	Partly paid-up equity Share held (V)	No.s of shares underlying Depository Receipts (VI)	Total no. shares held (VII)= (IV)+(V)+(VI)	Shareholding % calculated as per SCRR,1957 As a % of (A+B+C2) (VIII)	Number of Voting Rights held in each class of securities (IX)			No. of Shares Underlying Outstanding convertible securities (including Warrants) (X)	Total Shareholding, as a % assuming full conversion of convertible securities (as a % of diluted share capital) (XI)=(VII)+(X) As a % of (A+B+C2)	Number of Locked in shares (XII)		Number of Shares pledged or otherwise encumbered (XIII)		Number of equity shares held in dematerialized form (XIV)	
								No of Voting Rights		Total as a % of (A+B+C)			No. (a)	As a % of total shares held (b)	No. (Not applicable) (a)	As a % of total shares held (Not applicable)		
								Class Equity x	Class Others y									Total
1 Custodian/DR Holder			0	0	0	0	0.0000	0	0	0	0.0000	0	0.0000	0	0.0000	NA	NA	0
Total Non Promoter- Non Public Shareholding (C)=(C)(1)+(C)(2)			0	0	0	0	0.0000	0	0	0	0.0000	0	0.0000	0	0.0000	NA	NA	0

Note

(1) PAN would not be displayed on website of Stock Exchange(s).

(2) The above format needs to disclose name of all holders holding more than 1% of total number of shares.

(3) W.r.t. the information pertaining to Depository Receipts, the same may be disclosed in the respective columns to the extent information available.



GOLDEN CREST EDUCATION & SERVICES LTD

Table V - STATEMENT SHOWING DETAILS OF SIGNIFICANT BENEFICIAL OWNERS

Sr. No	Details of the significant beneficial owner (i)			Details of the registered owner (ii)			Details of holding/ exercise of right of the SBO in the reporting company, whether direct or indirect *: (iii) Whether by virtue of:					Date of creation / acquisition of significant beneficial interest* (iv)
	Name	PAN/Passport No. in case of a foreign national	Nationality	Name	PAN/Passport No. in case of a foreign national	Nationality	Shares %	Voting rights %	Rights on distributable dividend or any other distribution	Exercise of control	Exercise of significant influence	
1	BHOLA PANDIT	AKLPP1283B	INDIAN	MAHAPRAGYA DEVELOPERS PRIVATE LIMITED	AACCM8076B	INDIAN	5.25					08/02/2019
2	BHOLA PANDIT	AKLPP1283B	INDIAN	PREKSHA BUILDERS PRIVATE LIMITED	AACCP4275F	INDIAN	5.25					08/02/2019
3	SUGAN PANDIT	AOSPP0991B	INDIAN	MAHAPRAGYA DEVELOPERS PRIVATE LIMITED	AACCM8076B	INDIAN	5.25					08/02/2019
4	SUGAN PANDIT	AOSPP0991B	INDIAN	PREKSHA BUILDERS PRIVATE LIMITED	AACCP4275F	INDIAN	5.25					08/02/2019

For Golden Crest Education & Services Ltd

Yogesh Lama
Whole Time Director
Din: 07799934

